

▶ POWERFUL, PRECISE AND CLEAN

KEY FEATURES

✓ cleanroom friendly

- *E-Drive* is the ideal solution for multi-cavitation and precision molding applications in clean room and oil-free environments

✓ energy efficient

- consumes only 10% of the energy used by traditional actuators

✓ synchronized movement of all valve pins

- produces a consistent and repeatable stroke
- ideal for small shots and tight tolerance applications


✓ more power and speed than pneumatic driven systems

- servo drive technology provides for pin movement in less than 0.1 sec and closing forces equivalent to hydraulic systems

✓ easily adjustable pin strokes

- servo motor allows for pin stroke to be changed with the touch of a button

- valve pin disconnection option
- Individual valve pins can now be quickly and easily shut-off from the synchro plate without mold disassembly
- Valve pin heights can be adjusted individually



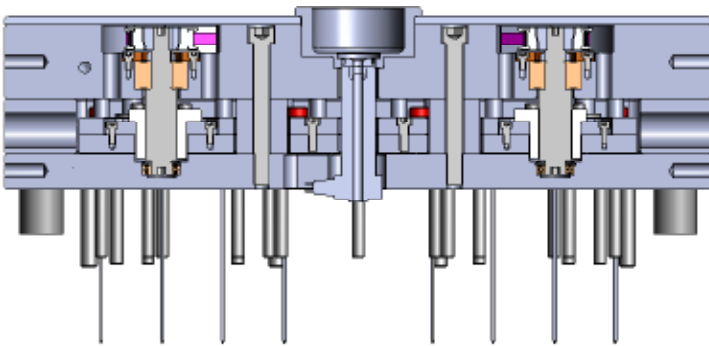
E-Drive (top view) ▶

TYPICAL APPLICATIONS



► SPECIFICATIONS

- controller input power 230V
- plates stack height 156.35mm
- minimum size of plates 346x396mm
- stroke length 2-10mm
- minimum pitch
 - regular valve pin holder 17.3mm
 - magnetic valve pin holder 29.5mm
- pin actuation time 0.1sec
- number of cavities 2-64
- maximum valve pin diameter 3.2-5mm




◀ Section view

COMPACT CONTROL

The E-Drive is operated with a compact and easy-to-use control unit containing the servo amplifier and a touch screen panel for set-up and monitoring.

KEY FEATURES:

- reference pin position set-up
- adjustable pin stroke
- trigger signal input for opening and closing
- additional timer based valve pin closing



success story: VOSSLOH-SCHWABE



▲ The production of covers for fluorescent lamp manufacturing puts high requirements on the valve gate system (a weight of 2.5 grams and wall thickness in some areas of just under 0.6mm).

Vossloh-Schwabe Germany chose an E-Drive system to overcome contamination in oil driven systems and lack of power in pneumatic systems. The syncro plate system was essential to ensure consistent and acceptable quality molding. The syncro plate system also helped reduce cycle times by ensuring equal filling of parts and thus equal ejection. The solid guiding of the pin and the consistent closing results in very low pin wear. The integrated needle position control with an accuracy of 0.01mm guarantees a constant process and part quality.

“The molding process with this application was never so easy to control. With the exact pin positioning, we achieved good and constant quality on all of the parts.”

Thomas Wipperman,
Vossloh-Schwabe Deutschland
(Germany)